

NSi
— EFFECTIVE APRIL 2007 —

Polaris™



www.nsiindustries.com • Fax: 800.841.5566 • Phone: 1.800.321.5847

TORK® POLARIS™ EASY-TWIST™ LIGHTING TORKALERT™

INNOVATION.



Polaris
The Original

The centerpiece of NSi's incredible product offering, Polaris in original black is the insulated connector that every other connector copies. Its introduction marked the beginning of a new age, providing the fastest, safest, most professional connection possible. In-line, wire entry from either side, multi-cable, stacked – if you have a need, there's a Polaris that works for you.

FLEXIBILITY.



Polaris
Custom

What's better than the best insulated connector on the market? The best insulated connector that YOU configure, of course! Choose your wire combination & quantity of ports and we'll custom engineer and fabricate your connector. Your custom connector will even be UL rated! Whether Black, Grey, or Blue, we'll build the connector you specify based on your project needs - and shipment is made in only 3-4 days. Call us at 800-321-5847 to discuss your custom Polaris today.

DETAIL.



Polaris Grey

Perfect for motors, Polaris Grey provides the unique ability to connect or terminate fine stranded, flexible, and ultra-flexible copper cable whenever maintenance or repair are required. With an integral sleeve that protects fine strands and reduces stress on the conductor, you can connect, disconnect, and reconnect with ease.

UL listed for use with fine stranded, flexible and ultra-flexible copper cables.

VISION.



Polaris Blue

Finally, a Polaris for everything: Polaris Blue is UL listed for direct burial AND submersible applications. Its only limitation is the cable's limitation... so it goes everywhere you need it to. And of course, custom Polaris Blue is also an option.

There simply isn't an easier field installation, where you can leave your epoxies and heat shrink in the truck!

- UL486D for Direct Burial/Below grade use and submersible

NSi

Phone: 800.321.5847 • Fax: 800.841.5566 • www.nsiindustries.com

Table of Contents

POLARIS™ INSUL-TAP CONNECTORS

FOR TWO WIRES

IT Series	1
ISR Series	1

POLARIS BLUE™

FOR IN-LINE DIRECT BURIAL

ISW Series	3
ITW Series	3
IPLW Series	3

POLARIS GREY™

FOR FINE STRANDED/FLEXIBLE COPPER CONDUCTORS

Polaris Grey™ Series	5
Replacement Sleeves	5

MULTI-CABLE CONNECTOR BLOCKS

IPL Series	6
IPLD Series	8
IPLDH Series – Heavy Duty.	10
PLH Series – Uninsulated, Heavy Duty	10

WITH MOUNTING HOLES

IPLM Series	11
IPLMD Series.	12
PL Series – Uninsulated	14

CUSTOM DESIGNED POLARIS

Offset Wire Entry	16
Stacked Wire Holes.	16
Mounting Capability	16
Custom-Designed Polaris Grey.	16
Accessories.	17
Strip and Torque Charts	17


STACKED POLARIS CONNECTORS

IPLDS Series	18
------------------------	----

THE FINE PRINT

Alphanumeric Index	19
How to Reach Us	19
Terms and Conditions	19

IT SERIES



Insul-Tap connectors are suitable for connecting two wires. For sizes 3/0 AWG and smaller, they are available in two styles – with wires being connected from the same side of the connector (Figure 1) or opposite sides of the connector (Figure 2).

For sizes 250 MCM and larger, they are provided with open wire entry ports on both sides of the connector (Figure 3), which allows for access from either side. This style is supplied with removable access plugs to close the entry port not being utilized.

Abrasion and chemical resistant. UV rated. Will not support combustion. Cold temperature rated to -45°C. Dual rated for use with copper and/or aluminum cables. 600 volts. 90°C. To receive the material in bags, add “-B” to the catalog number.

Not recommended for fine-stranded, flexible wire. See Polaris Grey Series page 3.

CATALOG NO.	UPC NO.	FIGURE	WIRE RANGE	(INCHES)			HEX SIZE	CARTON QTY.	WEIGHT LBS./EA
				LENGTH	HEIGHT	WIDTH			
IT-4	95001	1	4-14	1.07	1.50	1.12	Slotted	12	.06
ITO-4	95002	2	4-14	1.07	1.50	1.25	Slotted	12	.06
IT-1/0	95003	1	1/0-14	1.62	1.75	1.62	3/16	6	.13
ITO-1/0	95004	2	1/0-14	1.62	1.75	1.75	3/16	6	.13
IT-3/0	95005	1	3/0-6	1.84	1.87	1.75	1/4	6	.19
ITO-3/0	95006	2	3/0-6	1.84	1.87	1.87	1/4	6	.19
IT-250	95007	3	250-6	2.12	2.13	2.31	5/16	6	.24
IT-350	95008	3	350-6	2.47	2.44	2.50	5/16	4	.39
IT-500	95009	3	500-4	2.87	2.94	2.81	5/16	4	.53
IT-600	78944	3	600-6	3.24	3.05	2.94	5/16	4	.80
IT-750*	95010	3	750-250	3.48	3.50	3.50	3/8	2	.94
ITH-750	92640	4	750-250	3.48	3.50	4.50	5/16	2	1.75

*Not UL Listed

ISR SERIES



ISR Series connectors are suitable for connecting two wires in-line. Insulated with high dielectric strength plastisol and molded for precise fit. Supplied with removable access plugs over the hex screw.

Abrasion and chemical resistant. UV rated. Will not support combustion. Cold temperature rated to -45°C. Dual rated for use with copper and/or aluminum cables. 600 volts. 90°C.

Not recommended for use with extra-flexible cables.

See Polaris Grey Series page 3.

CATALOG NO.	UPC NO.	FIGURE	WIRE RANGE	(INCHES)			HEX SIZE	CARTON QTY.	WEIGHT LBS./EA
				LENGTH	HEIGHT	WIDTH			
ISR-1/0	95101	1	1/0-14	3.25	1.48	.90	3/16	4	.15
ISR-250	95102	1	250-6	4.00	1.90	1.19	5/16	4	.34
ISR-350	95103	1	350-6	4.47	2.20	1.32	5/16	2	.51
ISR-500	95104	1	500-4	4.62	3.00	1.62	5/16	2	.72
ISR-600	78945	1	600-6	5.83	3.05	1.57	5/16	2	1.0
ISRH-750	92645	2	750-250	7.25	3.25	1.75	5/16	2	1.85

leaders
leave an
impression.



follow the leader.



Polaris Blue™ Submersible.

THERE IS NO BETTER METHOD FOR MAKING A DIRECT BURIAL OR SUBMERSIBLE CONNECTION.

NSI
POLARIS BLUE

This UL listed connector will do for direct burial and submersible applications what the original Polaris did for your standard installations. Remember split bolts? Reduce your risk. No taping. No guessing. No cutting to size in the field. Leave your epoxies and heat shrink in the truck! Polaris Blue provides an installation you can be sure of. Like all members in the Polaris family, Polaris Blue will save you time and money, while guaranteeing a perfect connection every time.

FASTER: Strip the cable. Insert into Polaris Blue. Tighten the screw. That's it. Requires no taping, compounds, heat shrink, cutting, or set-up time.

SIMPLER INSTALLATION: All you need is a knife and a slotted screwdriver or allen head wrench. You don't need to search for a propane torch, or find out who has the compression tool. You don't need the skills of a surgeon to properly trim parts or the training of a scientist to mix chemicals to complete a successful connection.

EASIER: Most repairs to a damaged USE or URD cable are found by using a post hole digger. Not enough space to ensure a good connection when using traditional methods such as heat shrink or rubber kits. Unless you dig a giant hole (time is money...), it's pretty difficult to get a heat gun under the heat shrink. Plus, you have the investment in tarps, rain gear and cold medicine while you wait for ideal conditions. None of this is a problem for Polaris Blue!

MORE RELIABLE: There is less chance for error since there is little work performed in the field. The installation has been applied in a controlled, quality environment. Eliminates time consuming, expensive call backs.

BETTER: Insulated with specially formulated, high-strength dielectric plastisol and molded for a precise fit. UL486D rated for direct burial, below grade use and submersible applications. Cold temperature rated to -45° C. Suitable for use with copper or aluminum conductors and abrasion and chemical resistant. The connector is even supplied complete with oxide inhibitor.

COST EFFECTIVE: Polaris Blue is less expensive than traditional rubber or epoxy kits right off the shelf – not even including the connector – and then add the cost of installation! The RS Means Electrical Cost Data calculates that 1 electrician splicing cable from #6 to #1 AWG requires 2 man-hours per splice and for cable from 1/0 to 250 MCM, approximately 2.5 hours. Including overhead and profit, the cost of the smaller splice should cost \$211. Polaris Blue can be installed in minutes, and the total cost of the connector is less than the cost of an electrician for an hour. Easily the most cost-effective way to solve direct burial and submersible connection problems.

FOR MORE INFORMATION ON POLARIS BLUE CALL 800.321.5847



Polaris Blue™

IN-LINE – MULTI-CABLE – DIRECT BURIAL AND SUBMERSIBLE

ISW SERIES - DIRECT BURIAL AND SUBMERSIBLE IN-LINE SPLICER/REDUCERS



ISW Series connectors are suitable for connecting two wires in-line and are UL Listed for direct burial and submersible applications (UL486D). Insulated with specially formulated high-strength dielectric plastisol and molded for precise fit for a direct burial connection. Requires no taping, compounds, heat shrink or cutting-to-size in the field. Supplied with removable access plugs over the hex screws. Abrasion and chemical resistant. UV rated. Will not support combustion. Cold temperature rated to -45°C. Suitable for use with aluminum and/or copper conductors. 600 volts. 90°C. Reusable.

CAT. NO.	UPC NO.	WIRE RANGE URD/USE THHN/XHHW*	INSULATION		HEX SIZE	WEIGHT LBS./EA	(INCHES)			STRIP LENGTH	TIGHTENING TORQUE
			MIN DIA	MAX DIA			LENGTH	HEIGHT	WIDTH		
ISW-4	78925	4-6 AWG	0.244	0.412	slotted	.12	6.39	1.38	.75	1 ³ / ₁₆	45
ISW-1	78926	1-2 AWG	0.352	0.582	3/16	.20	6.83	1.68	.88	27/32	150
ISW-3/0	78927	3/0-1/0 AWG	0.462	0.720	1/4	.25	7.05	1.78	.94	7/8	250
ISW-250	78928	250-4/0 AWG	0.618	0.895	5/16	.40	7.58	2.13	1.13	1 1/8	360

Approved for use with all conductors with insulation suitable for wet and/or damp locations. (Not recommended for use with extra flexible cable. See Polaris Grey, next page).
* Not suitable for direct burial with THHN/XHHW wire. For use in enclosures only. A properly installed connector will have no more than one conductor per port.

IPLW AND ITW MULTI-CABLE CONNECTORS



Suitable for connecting multiple wires and are UL Listed (UL486D) for direct burial and submersible applications. Insulated with specially formulated high-strength dielectric plastisol and molded for precise fit for a direct burial connection. Requires no taping, compounds, heat shrink or cutting-to-size in the field. Supplied with removable access plugs over the hex screws. Abrasion and chemical resistant. UV rated. Will not support combustion. Cold temperature rated to -45°C. Suitable for use with aluminum and/or copper conductors. 600 volts. 90°C.

CAT. NO.	UPC NO.	#OF PORTS	WIRE RANGE URD/USE THHN/XHHW*	INSULATION		HEX SIZE	WEIGHT LBS./EA	(INCHES)			STRIP LENGTH	TIGHTENING TORQUE
				MIN DIA	MAX DIA			LENGTH	HEIGHT	WIDTH		
ITW-4	95123	2	4-6 AWG	.244	.412	slotted	.11	1.68	1.38	3.26	3/16	45
IPLW4-3	95115	3	4-6 AWG	.244	.412	slotted	.19	2.64	1.38	3.26	3/16	45
IPLW4-4	95116	4	4-6 AWG	.244	.412	slotted	.27	3.61	1.38	3.26	3/16	45
IPLW4-5	78929	5	4-6 AWG	.244	.412	slotted	.35	4.57	1.38	3.26	3/16	45
IPLW4-6	78930	6	4-6 AWG	.244	.412	slotted	.43	5.54	1.38	3.26	3/16	45
ITW-1	95126	2	1-2 AWG	.352	.582	3/16	.19	1.87	1.68	3.55	27/32	150
IPLW1-3	95121	3	1-2 AWG	.352	.582	3/16	.29	2.80	1.68	3.55	27/32	150
IPLW1-4	95122	4	1-2 AWG	.352	.582	3/16	.39	3.72	1.68	3.55	27/32	150
IPLW1-5	78931	5	1-2 AWG	.352	.582	3/16	.49	4.65	1.68	3.55	27/32	150
IPLW1-6	78932	6	1-2 AWG	.352	.582	3/16	.59	5.57	1.68	3.55	27/32	150
ITW-3/0	95124	2	1-2 AWG	.462	.720	1/4	.27	2.37	1.78	3.78	7/8	250
IPLW3/0-3	95117	3	3/0-1/0 AWG	.462	.720	1/4	.54	3.57	1.78	3.78	7/8	250
IPLW3/0-4	95118	4	3/0-1/0 AWG	.462	.720	1/4	.81	4.77	1.78	3.78	7/8	250
IPLW3/0-5	78933	5	3/0-1/0 AWG	.462	.720	1/4	1.08	5.97	1.78	3.78	7/8	250
IPLW3/0-6	78934	6	3/0-1/0 AWG	.462	.720	1/4	1.35	7.17	1.78	3.78	7/8	250
ITW-250	95125	2	250-4/0 AWG	.618	.895	5/16	.40	2.57	2.13	3.94	1 1/8	360
IPLW250-3	95119	3	250-4/0 AWG	.618	.895	5/16	.62	3.81	2.13	3.94	1 1/8	360
IPLW250-4	95120	4	250-4/0 AWG	.618	.895	5/16	.84	5.11	2.13	3.94	1 1/8	360
IPLW250-5	78935	5	250-4/0 AWG	.618	.895	5/16	1.06	6.41	2.13	3.94	1 1/8	360
IPLW250-6	78936	6	250-4/0 AWG	.618	.895	5/16	1.28	7.71	2.13	3.94	1 1/8	360

Approved for use with all conductors with insulation suitable for wet and/or damp locations. (Not recommended for use with extra flexible cable. See Polaris Grey, next page).
A properly installed connector will have no more than one conductor per port.

POLARIS BLUE CUSTOM CONNECTORS

Let us custom engineer and fabricate a UL Listed direct burial and submersible insulated connector for your next project. Choose any combination and quantity of our standard Polaris Blue and we'll build a connector to meet your exact requirements. Wire entry can even be from either side of the connector, based on your specific project needs. UL486D for direct burial or below grade use and submersible applications.

a **perfect** world:

the **reliability** of a compression connector
with the **ease** and **flexibility**
of a mechanical connector.



Polaris Grey™

Perfect for motors.

Connect, disconnect, and reconnect with ease when you use Polaris Grey for your fine-stranded, flexible, and extra-flexible copper cable connections. Motor replacement and maintenance have never been this simple; strip the cable upon installing, and never strip again. No need to replace the wire because you had to cut off the connector. Polaris Grey's unique sleeve makes the connection as reliable as a compression connection, but so much easier! Polaris Grey has the same exceptional features as original Polaris (black)

with the unique ability to connect and terminate fine-stranded cables easily and safely whenever maintenance or replacement is required. For copper cables only, Polaris Grey is abrasion and chemical resistant, cold temperature rated to -45°C, rated 600V, 90°C, and three sizes cover 14 to 3/0 AWG. Its reuseability makes Polaris Grey perfect for cabletrays, troughs, wireways, raceways, ducts, and motor junction boxes. UL Listed for use with fine-stranded, flexible, and extra-flexible copper cables.

FOR MORE INFORMATION ON POLARIS GREY CALL **800.321.5847**



Polaris Grey™

INSULATED CONNECTOR FOR FINE-STRANDED FLEXIBLE COPPER CONDUCTORS

POLARIS GREY



Polaris Grey can be used with virtually any kind of copper conductor, but is specifically designed for use with fine-stranded, flexible and extra-flexible copper conductors. This includes DLO cable and motor lead wire, which makes it excellent for use in motor connect/disconnect applications.

Polaris Grey combines all the exceptional features of insulated Polaris, the original (black) with a NEW feature which allows you to connect or terminate fine-stranded cables easily, and, most important of all, safely.

Polaris Grey is for use with copper cables only, is abrasion and chemical resistant and will not support combustion. It is cold temperature rated to -45°C, rated 600V, 90°C.

- Safe: insulated with high dielectric strength plastisol for tough mechanical protection;
- Factory applied insulation provides consistent quality and protection;
- Abrasion and chemical resistant;
- Fast: eliminates the need for cover and taping – supplied with removable access plugs over the hex screws to protect against contamination;
- Easy: three sizes cover 14 to 3/0 AWG;
- UL Listed for all types of flexible, fine-stranded wires, uniquely color-coded grey;
- Reusable: ideal for cabletrays, troughs, wireways, raceways, ducts and motor junction boxes;
- Economical.

CATALOG NO.	UPC NO.	NO. OF PORTS	WIRE RANGE BY CLASSIFICATION		LENGTH	(INCHES)		HEX SIZE	CARTON QTY.	WEIGHT LBS./EA
			CLASS B, C, D	CLASS K, M, I		HEIGHT	WIDTH			
ITG-6	95140	2	6-14 AWG	6-14 AWG	1.07	1.50	1.12	1/8	12	.06
ITOG-6	95141	2	6-14 AWG	6-14 AWG	1.07	1.50	1.25	1/8	12	.06
IPLG 6-3	95142	3	6-14 AWG	6-14 AWG	1.54	1.50	1.12	1/8	12	.08
IPLG 6-4	95143	4	6-14 AWG	6-14 AWG	1.97	1.50	1.12	1/8	6	.11
IPLG 6-6	95145	6	6-14 AWG	6-14 AWG	2.28	1.50	1.12	1/8	6	.16
ITG-1	95146	2	1-10 AWG	2-10 AWG	1.62	1.75	1.62	3/16	6	.13
ITOG-1	95147	2	1-10 AWG	2-10 AWG	1.62	1.75	1.75	3/16	6	.13
IPLG 1-3	95149	3	1-10 AWG	2-10 AWG	2.27	1.75	1.62	3/16	6	.19
IPLG 1-4	95150	4	1-10 AWG	2-10 AWG	2.92	1.75	1.62	3/16	6	.26
IPLG 1-6	95152	6	1-10 AWG	2-10 AWG	4.22	1.75	1.62	3/16	6	.38
ITG-3/0	95153	2	3/0-4 AWG	2/0-2 AWG	1.84	1.87	1.75	3/16	6	.19
ITOG-3/0	95154	2	3/0-4 AWG	2/0-2 AWG	1.84	1.87	1.87	3/16	6	.19
IPLG 3/0-3	95155	3	3/0-4 AWG	2/0-2 AWG	2.65	1.87	1.75	3/16	6	.28
IPLG 3/0-4	95156	4	3/0-4 AWG	2/0-2 AWG	3.43	1.87	1.75	3/16	6	.37
IPLG 3/0-6	95158	6	3/0-4 AWG	2/0-2 AWG	4.99	1.87	1.75	3/16	4	.56

For display bags with a mounting hole for hanging, add the suffix "-B" to the part number.

Protect those fine-stranded wires with Polaris Grey.

Here's our secret: Polaris Grey comes with an integral sleeve which protects the fine strands and helps the conductor maintain its shape during the tightening process. The sleeve eliminates breakage of the strands and reduces stress on the conductor and therefore the potential for hot-spots. Replacement sleeves can be purchased separately.

Specially designed for connecting and terminating fine-stranded, flexible copper conductors. Polaris Grey combines the reliability and safety of a compression connection with the ease, affordability and flexibility of a mechanical connection.

Motor replacement is now really easy. Simply strip the cable, insert it into Polaris Grey, tighten the hex head screw, replace the cap.

POLARIS GREY REPLACEMENT SLEEVES

CATALOG NO.	UPC NO.	DESCRIPTION	FITS SERIES	PACKAGE QTY.
SITG-6	95160	Sleeves for Polaris Grey	ITG-6	10
SITG-1	95161	Sleeves for Polaris Grey	ITG-1	10
SITG-3/0	95162	Sleeves for Polaris Grey	ITG-3/0	10



Polaris Connectors

INSULATED MULTI-CABLE CONNECTOR BLOCKS – WIRE ENTRY FROM ONE SIDE

IPL SERIES



IPL Series connectors are insulated with high-dielectric strength plastisol. Molded for precise fit and supplied with removable access plugs over the hex screws. Wire entry ports on one side only. Eliminates the need for cover and taping. Abrasion and chemical resistant. UV rated. Will not support combustion. Cold temperature rated to -45°C. Dual rated for use with copper and/or aluminum cables. Rated 600 V, 90°C. Not recommended for fine-stranded, flexible wire. To receive the material in bags, add "-B" to the part number.

CATALOG NO.	UPC NO.	NO. OF PORTS	WIRE RANGE	(INCHES)			HEX SIZE	CARTON QTY.	WEIGHT LBS./EA
				LENGTH	HEIGHT	WIDTH			
IPL 4-3	91001	3	4 -14	1.54	1.50	1.12	Slotted	12	.08
IPL 4-4	91002	4	4 -14	1.97	1.50	1.12	Slotted	6	.11
IPL 4-5	91003	5	4 -14	2.39	1.50	1.12	Slotted	6	.13
IPL 4-6	91004	6	4 -14	2.82	1.50	1.12	Slotted	6	.16
IPL 4-7	91005	7	4 -14	3.32	1.50	1.12	Slotted	4	.18
IPL 4-8	91006	8	4 -14	3.65	1.50	1.12	Slotted	4	.21
IPL 4-9	91007	9	4 -14	4.07	1.50	1.12	Slotted	4	.24
IPL 4-10	91008	10	4 -14	4.50	1.50	1.12	Slotted	4	.26
IPL 4-11	91009	11	4 -14	4.92	1.50	1.12	Slotted	3	.29
IPL 4-12	91010	12	4 -14	5.10	1.50	1.12	Slotted	3	.31
IPL 4-13	91011	13	4 -14	5.76	1.50	1.12	Slotted	2	.34
IPL 4-14	91012	14	4 -14	6.18	1.50	1.12	Slotted	2	.36
IPL 1/0-3	91101	3	1/0 - 14	2.27	1.75	1.62	3/16	12	.19
IPL 1/0-4	91102	4	1/0 - 14	2.92	1.75	1.62	3/16	6	.26
IPL 1/0-5	91103	5	1/0 - 14	3.57	1.75	1.62	3/16	6	.32
IPL 1/0-6	91104	6	1/0 - 14	4.22	1.75	1.62	3/16	6	.38
IPL 1/0-7	91105	7	1/0 - 14	4.87	1.75	1.62	3/16	4	.44
IPL 1/0-8	91106	8	1/0 - 14	5.52	1.75	1.62	3/16	4	.51
IPL 1/0-9	91107	9	1/0 - 14	6.17	1.75	1.62	3/16	4	.57
IPL 1/0-10	91108	10	1/0 - 14	6.82	1.75	1.62	3/16	4	.63
IPL 1/0-11	91109	11	1/0 - 14	7.47	1.75	1.62	3/16	3	.69
IPL 1/0-12	91110	12	1/0 - 14	8.12	1.75	1.62	3/16	3	.76
IPL 1/0-13	91111	13	1/0 - 14	8.77	1.75	1.62	3/16	2	.82
IPL 1/0-14	91112	14	1/0 - 14	9.42	1.75	1.62	3/16	2	.88
IPL 3/0-3	91201	3	3/0 - 6	2.65	1.87	1.75	1/4	6	.28
IPL 3/0-4	91202	4	3/0 - 6	3.43	1.87	1.75	1/4	6	.37
IPL 3/0-5	91203	5	3/0 - 6	4.21	1.87	1.75	1/4	4	.46
IPL 3/0-6	91204	6	3/0 - 6	4.99	1.87	1.75	1/4	4	.56
IPL 3/0-7	91205	7	3/0 - 6	5.77	1.87	1.75	1/4	3	.65
IPL 3/0-8	91206	8	3/0 - 6	6.56	1.87	1.75	1/4	3	.74
IPL 3/0-9	91207	9	3/0 - 6	7.33	1.87	1.75	1/4	3	.83
IPL 3/0-10	91208	10	3/0 - 6	8.11	1.87	1.75	1/4	2	.92
IPL 3/0-11	91209	11	3/0 - 6	8.89	1.87	1.75	1/4	2	1.02
IPL 3/0-12	91210	12	3/0 - 6	9.67	1.87	1.75	1/4	1	1.11
IPL 3/0-13	91211	13	3/0 - 6	10.45	1.87	1.75	1/4	1	1.20
IPL 3/0-14	91212	14	3/0 - 6	11.23	1.87	1.75	1/4	1	1.29
IPL 250-3	91301	3	250 - 6	2.99	2.13	2.19	5/16	6	.35
IPL 250-4	91302	4	250 - 6	3.85	2.13	2.19	5/16	6	.47
IPL 250-5	91303	5	250 - 6	4.71	2.13	2.19	5/16	4	.58
IPL 250-6	91304	6	250 - 6	5.57	2.13	2.19	5/16	4	.70
IPL 250-7	91305	7	250 - 6	6.43	2.13	2.19	5/16	3	.81
IPL 250-8	91306	8	250 - 6	7.29	2.13	2.19	5/16	3	.93
IPL 250-9	91307	9	250 - 6	8.16	2.13	2.19	5/16	3	1.04



Polaris Connectors

INSULATED MULTI-CABLE CONNECTOR BLOCKS – WIRE ENTRY FROM ONE SIDE

IPL SERIES CONTINUED

CATALOG NO.	UPC NO.	NO. OF PORTS	WIRE RANGE	(INCHES)			HEX SIZE	CARTON QTY.	WEIGHT LBS./EA
				LENGTH	HEIGHT	WIDTH			
IPL 250-10	91308	10	250-6	9.02	2.13	2.19	5/16	2	1.16
IPL 250-11	91309	11	250-6	9.88	2.13	2.19	5/16	2	1.27
IPL 250-12	91310	12	250-6	10.74	2.13	2.19	5/16	2	1.39
IPL 250-13	91311	13	250-6	11.60	2.13	2.19	5/16	1	1.50
IPL 250-14	91312	14	250-6	12.47	2.13	2.19	5/16	1	1.62
IPL 350-3	91401	3	350-6	3.52	2.44	2.38	5/16	4	.59
IPL 350-4	91402	4	350-6	4.57	2.44	2.38	5/16	3	.77
IPL 350-5	91403	5	350-6	5.62	2.44	2.38	5/16	3	.96
IPL 350-6	91404	6	350-6	6.67	2.44	2.38	5/16	2	1.14
IPL 350-7	91405	7	350-6	7.72	2.44	2.38	5/16	2	1.32
IPL 350-8	91406	8	350-6	8.77	2.44	2.38	5/16	2	1.50
IPL 350-9	91407	9	350-6	9.82	2.44	2.38	5/16	2	1.68
IPL 350-10	91408	10	350-6	10.87	2.44	2.38	5/16	2	1.86
IPL 350-11	91409	11	350-6	11.92	2.44	2.38	5/16	1	2.04
IPL 350-12	91410	12	350-6	12.97	2.44	2.38	5/16	1	2.22
IPL 350-13	91411	13	350-6	14.02	2.44	2.38	5/16	1	2.40
IPL 350-14	91412	14	350-6	15.07	2.44	2.38	5/16	1	2.58
IPL 500-3	91501	3	500-4	4.01	2.94	2.69	5/16	3	.79
IPL 500-4	91502	4	500-4	5.16	2.94	2.69	5/16	3	1.05
IPL 500-5	91503	5	500-4	6.23	2.94	2.69	5/16	2	1.31
IPL 500-6	91504	6	500-4	7.45	2.94	2.69	5/16	2	1.57
IPL 500-7	91505	7	500-4	8.59	2.94	2.69	5/16	2	1.83
IPL 500-8	91506	8	500-4	9.74	2.94	2.69	5/16	2	2.09
IPL 500-9	91507	9	500-4	10.88	2.94	2.69	5/16	2	2.35
IPL 500-10	91508	10	500-4	12.03	2.94	2.69	5/16	1	2.61
IPL 500-11	91509	11	500-4	13.17	2.94	2.69	5/16	1	2.87
IPL 500-12	91510	12	500-4	14.32	2.94	2.69	5/16	1	3.13
IPL 500-13	91511	13	500-4	15.46	2.94	2.69	5/16	1	3.39
IPL 500-14	91512	14	500-4	16.61	2.94	2.69	5/16	1	3.65
IPL 600-3	78946	3	600-6	4.52	3.05	2.70	5/16	3	1.05
IPL 600-4	78947	4	600-6	5.76	3.05	2.70	5/16	2	1.80
IPL 600-6	78949	6	600-6	8.48	3.05	2.70	5/16	2	2.10
IPL 750-3*	91601	3	750-250	4.90	3.50	3.38	3/8	3	1.40
IPL 750-4*	91602	4	750-250	6.33	3.50	3.38	3/8	2	1.87
IPL 750-5*	91603	5	750-250	7.75	3.50	3.38	3/8	1	2.34
IPL 750-6*	91604	6	750-250	9.18	3.50	3.38	3/8	1	2.80
IPL 750-7*	91605	7	750-250	10.69	3.50	3.38	3/8	1	3.26
IPL 750-8*	91606	8	750-250	12.19	3.50	3.38	3/8	1	3.73
IPL 750-9*	91607	9	750-250	13.69	3.50	3.38	3/8	1	4.19
IPL 750-10*	91608	10	750-250	15.19	3.50	3.38	3/8	1	4.66
IPL 750-11*	91609	11	750-250	16.69	3.50	3.38	3/8	1	5.12
IPL 750-12*	91610	12	750-250	18.19	3.50	3.38	3/8	1	5.59
IPL 750-13*	91611	13	750-250	19.69	3.50	3.38	3/8	1	6.02
IPL 750-14*	91612	14	750-250	21.19	3.50	3.38	3/8	1	6.52

* 750 MCM not UL Listed



Polaris Connectors

INSULATED MULTI-CABLE CONNECTOR BLOCKS – WIRE ENTRY EITHER SIDE

IPLD SERIES



The IPLD Series connectors are insulated with high-dielectric strength plastisol. Molded for precise fit and supplied with removable access plugs over the hex screws. Wire entry ports on both sides of the connector allow for access from either side. Supplied with removable plugs to close the entry port not being utilized. Eliminates the need for cover and taping. Abrasion and chemical resistant. UV rated. Will not support combustion. Cold temperature rated to -45°C. Dual rated for use with copper and/or aluminum cables. Rated 600 V, 90°C. Not recommended for fine-stranded, flexible wire. To receive the material in bags, add “-B” to the part number.

CATALOG NO.	UPC NO.	NO. OF PORTS	WIRE RANGE	(INCHES)			HEX SIZE	CARTON QTY.	WEIGHT LBS./EA
				LENGTH	HEIGHT	WIDTH			
IPLD 3/0-3	92701	3	3/0-6	2.63	1.75	1.75	1/4	6	.31
IPLD 3/0-4	92702	4	3/0-6	3.38	1.75	1.75	1/4	6	.41
IPLD 3/0-5	92703	5	3/0-6	4.13	1.75	1.75	1/4	4	.52
IPLD 3/0-6	92704	6	3/0-6	4.94	1.75	1.75	1/4	4	.62
IPLD 3/0-7	92705	7	3/0-6	5.75	1.75	1.75	1/4	3	.71
IPLD 3/0-8	92706	8	3/0-6	6.50	1.75	1.75	1/4	3	.81
IPLD 3/0-9	92707	9	3/0-6	7.25	1.75	1.75	1/4	3	.90
IPLD 3/0-10	92708	10	3/0-6	8.00	1.75	1.75	1/4	2	1.00
IPLD 3/0-11	92709	11	3/0-6	8.88	1.75	1.75	1/4	2	1.10
IPLD 3/0-12	92710	12	3/0-6	9.63	1.75	1.75	1/4	2	1.20
IPLD 250-3	92301	3	250-6	2.99	2.13	2.31	5/16	6	.35
IPLD 250-4	92302	4	250-6	3.85	2.13	2.31	5/16	6	.47
IPLD 250-5	92303	5	250-6	4.71	2.13	2.31	5/16	4	.58
IPLD 250-6	92304	6	250-6	5.57	2.13	2.31	5/16	4	.70
IPLD 250-7	92305	7	250-6	6.43	2.13	2.31	5/16	3	.81
IPLD 250-8	92306	8	250-6	7.29	2.13	2.31	5/16	3	.93
IPLD 250-9	92307	9	250-6	8.16	2.13	2.31	5/16	3	1.04
IPLD 250-10	92308	10	250-6	9.02	2.13	2.31	5/16	2	1.16
IPLD 250-11	92309	11	250-6	9.88	2.13	2.31	5/16	2	1.27
IPLD 250-12	92310	12	250-6	10.74	2.13	2.31	5/16	2	1.39
IPLD 350-3	92401	3	350-6	3.52	2.44	2.50	5/16	4	.59
IPLD 350-4	92402	4	350-6	4.57	2.44	2.50	5/16	3	.77
IPLD 350-5	92403	5	350-6	5.62	2.44	2.50	5/16	3	.96
IPLD 350-6	92404	6	350-6	6.67	2.44	2.50	5/16	3	1.14
IPLD 350-7	92405	7	350-6	7.72	2.44	2.50	5/16	2	1.32
IPLD 350-8	92406	8	350-6	8.77	2.44	2.50	5/16	2	1.50
IPLD 350-9	92407	9	350-6	9.82	2.44	2.50	5/16	2	1.68
IPLD 350-10	92408	10	350-6	10.87	2.44	2.50	5/16	2	1.86
IPLD 350-11	92409	11	350-6	11.92	2.44	2.50	5/16	1	2.04
IPLD 350-12	92410	12	350-6	12.97	2.44	2.50	5/16	1	2.22
IPLD 500-3	92501	3	500-4	4.01	2.94	2.81	5/16	3	.79
IPLD 500-4	92502	4	500-4	5.16	2.94	2.81	5/16	3	1.05
IPLD 500-5	92503	5	500-4	6.23	2.94	2.81	5/16	2	1.31
IPLD 500-6	92504	6	500-4	7.45	2.94	2.81	5/16	2	1.57
IPLD 500-7	92505	7	500-4	8.59	2.94	2.81	5/16	2	1.83
IPLD 500-8	92506	8	500-4	9.74	2.94	2.81	5/16	2	2.09
IPLD 500-9	92507	9	500-4	10.88	2.94	2.81	5/16	2	2.35
IPLD 500-10	92508	10	500-4	12.03	2.94	2.81	5/16	1	2.61
IPLD 500-11	92509	11	500-4	13.17	2.94	2.81	5/16	1	2.87
IPLD 500-12	92510	12	500-4	14.32	2.94	2.81	5/16	1	3.13
IPLD 600-3	78950	3	600-6	4.72	3.05	2.95	5/16	3	1.55
IPLD 600-4	78951	4	600-6	5.96	3.05	2.95	5/16	3	1.70
IPLD 600-5	78952	5	600-6	7.20	3.05	2.94	5/16	2	1.85
IPLD 600-6	78953	6	600-6	8.38	3.05	2.94	5/16	2	2.15
IPLD 600-7	78954	7	600-6	9.68	3.05	2.95	5/16	2	2.50
IPLD 600-8	78955	8	600-6	10.92	3.05	2.95	5/16	2	2.85



Polaris Connectors

INSULATED MULTI-CABLE CONNECTOR BLOCKS – WIRE ENTRY EITHER SIDE

IPLD SERIES CONTINUED

CATALOG NO.	UPC NO.	NO. OF PORTS	WIRE RANGE	(INCHES)			HEX SIZE	CARTON QTY.	WEIGHT LBS./EA
				LENGTH	HEIGHT	WIDTH			
IPLD 600-9	78956	9	600-6	12.39	3.05	2.95	5/16	2	3.30
IPLD 600-10	78957	10	600-6	13.67	3.05	2.95	5/16	1	3.65
IPLD 600-12	78957	12	600-6	16.17	3.05	2.95	5/16	1	4.45
IPLD 750-3*	92601	3	750-250	4.90	3.50	3.50	3/8	3	1.40
IPLD 750-4*	92602	4	750-250	6.33	3.50	3.50	3/8	2	1.87
IPLD 750-5*	92603	5	750-250	7.75	3.50	3.50	3/8	1	2.34
IPLD 750-6*	92604	6	750-250	9.18	3.50	3.50	3/8	1	2.80
IPLD 750-7*	92605	7	750-250	10.69	3.50	3.50	3/8	1	3.26
IPLD 750-8*	92606	8	750-250	12.19	3.50	3.50	3/8	1	3.73
IPLD 750-9*	92607	9	750-250	13.69	3.50	3.50	3/8	1	4.19
IPLD 750-10*	92608	10	750-250	15.19	3.50	3.50	3/8	1	4.66
IPLD 750-11*	92609	11	750-250	16.69	3.50	3.50	3/8	1	5.12
IPLD 750-12*	92610	12	750-250	18.19	3.50	3.50	3/8	1	5.59

* 750 MCM not UL Listed.

Polaris™

Take a close look.

- Insulated with high-dielectric strength plastisol
- Molded for precise fit and supplied with removable access plugs over the hex screws
- Option with wire entry ports on both sides of the connector allow for access from either side
- Supplied with removable plugs to close the entry port not being utilized
- Eliminates the need for cover and taping
- Abrasion and chemical resistant
- UV rated





Polaris Connectors

WIRE ENTRY FROM EITHER SIDE

IPLDH SERIES - HEAVY DUTY



Heavy duty IPLDH Series connectors are designed, built and tested to handle even the most demanding applications from 250 MCM to 750 MCM. The connectors are insulated with high-dielectric strength plastisol which is molded for a precise fit. They are supplied with removable access plugs to allow for cable entry from either side of the connector. The connector block is double the size of the standard IPLD Series connector and there are also two pressure

screws provided for each cable to ensure the best connection possible. Eliminates the need for cover and taping. Abrasion and chemical resistant. UV rated. Will not support combustion. Cold temperature rated to -45°C. Dual rated for use with copper and/or aluminum cables. Rated 600 V, 90°C. Not recommended for fine-stranded, flexible wire. To receive the material in bags, add "-B" to the part number.

CATALOG NO.	UPC NO.	NO. OF PORTS	WIRE RANGE	(INCHES)			HEX SIZE	CTN. QTY.	WEIGHT LBS./EA
				LENGTH	HEIGHT	WIDTH			
IPLDH750-3	92650	3	750 - 250 MCM	5.00	3.50	4.50	5/16	2	2.52
IPLDH750-4	92651	4	750 - 250 MCM	6.40	3.50	4.50	5/16	2	3.37
IPLDH750-5	92652	5	750 - 250 MCM	7.80	3.50	4.50	5/16	1	4.21
IPLDH750-6	92653	6	750 - 250 MCM	9.15	3.50	4.50	5/16	1	4.95
IPLDH750-7	92654	7	750 - 250 MCM	10.50	3.50	4.50	5/16	1	5.87
IPLDH750-8	92655	8	750 - 250 MCM	11.90	3.50	4.50	5/16	1	6.60
IPLDH750-9	92656	9	750 - 250 MCM	13.25	3.50	4.50	5/16	1	7.54
IPLDH750-10	92657	10	750 - 250 MCM	14.60	3.50	4.50	5/16	1	8.20

PLH SERIES - HEAVY DUTY



Heavy duty PLH Series connectors are designed, built and tested to handle even the most demanding applications from 250 MCM to 750 mcm. The uninsulated connector block is double the size of the standard PL Series connector and there are also two pressure screws provided for each cable to ensure the best connection possible. Dual rated for use with copper and/or aluminum cables. Plated for corrosion resistance. Rated 600 V, 90°C. Not recommended for fine-stranded, flexible wire.

CATALOG NO.	UPC NO.	NO. OF PORTS	WIRE RANGE	(INCHES)			HEX SIZE	CTN. QTY.	WEIGHT LBS./EA
				LENGTH	HEIGHT	WIDTH			
PLH750-2	92670	2	750 - 250 MCM	3.16	2.00	2.50	5/16	2	1.10
PLH750-3	92671	3	750 - 250 MCM	4.56	2.00	2.50	5/16	2	1.92
PLH750-4	92672	4	750 - 250 MCM	6.00	2.00	2.50	5/16	1	2.73
PLH750-5	92673	5	750 - 250 MCM	7.36	2.00	2.50	5/16	1	3.51
PLH750-6	92674	6	750 - 250 MCM	8.76	2.00	2.50	5/16	1	4.33
PLH750-7	92675	7	750 - 250 MCM	10.16	2.00	2.50	5/16	1	5.11
PLH750-8	92676	8	750 - 250 MCM	11.55	2.00	2.50	5/16	1	5.92
PLH750-9	92677	9	750 - 250 MCM	12.90	2.00	2.50	5/16	1	6.70
PLH750-10	92678	10	750 - 250 MCM	14.30	2.00	2.50	5/16	1	7.51



Polaris Connectors

WITH MOUNTING HOLES – WIRE ENTRY FROM ONE SIDE

IPLM SERIES



IPLM Series connectors are insulated with high-dielectric strength plastisol. Molded for precise fit and supplied with removable access plugs over the hex screws. Wire entry ports on one side only. The mounting holes at each end of the connector allow for direct isolated mounting to the trough, panel or wireway. Eliminates the need for cover and taping. Abrasion and chemical resistant. UV rated. Will not support combustion. Cold temperature rated to -45°C.

Dual rated for use with copper and/or aluminum cables. Rated 600 V, 90°C. Mounting holes will accept a 1/4" bolt. Not recommended for fine-stranded, flexible wire. To receive the material in bags, add "-B" to the part number.

CATALOG NO.	UPC NO.	NO. OF PORTS	WIRE RANGE	INCHES			HEX SIZE	CARTON QTY.	WEIGHT LBS./EA
				LENGTH	HEIGHT	WIDTH			
IPLM 4-3	93001	3	4-14	3.54	2.25	1.12	Slotted	6	.15
IPLM 4-4	93002	4	4-14	3.97	2.25	1.12	Slotted	6	.19
IPLM 4-5	93003	5	4-14	4.39	2.25	1.12	Slotted	4	.22
IPLM 4-6	93004	6	4-14	4.82	2.25	1.12	Slotted	4	.26
IPLM 4-7	93005	7	4-14	5.32	2.25	1.12	Slotted	4	.29
IPLM 4-8	93006	8	4-14	5.65	2.25	1.12	Slotted	4	.32
IPLM 4-9	93007	9	4-14	6.07	2.25	1.12	Slotted	3	.36
IPLM 4-10	93008	10	4-14	6.50	2.25	1.12	Slotted	3	.39
IPLM 4-11	93009	11	4-14	6.92	2.25	1.12	Slotted	3	.43
IPLM 4-12	93010	12	4-14	7.10	2.25	1.12	Slotted	2	.45
IPLM 4-13	93011	13	4-14	7.76	2.25	1.12	Slotted	2	.49
IPLM 4-14	93012	14	4-14	8.18	2.25	1.12	Slotted	2	.52
IPLM 1/0-3	93101	3	1/0-14	4.27	2.50	1.62	3/16	6	.28
IPLM 1/0-4	93102	4	1/0-14	4.92	2.50	1.62	3/16	6	.36
IPLM 1/0-5	93103	5	1/0-14	5.57	2.50	1.62	3/16	4	.43
IPLM 1/0-6	93104	6	1/0-14	6.22	2.50	1.62	3/16	4	.50
IPLM 1/0-7	93105	7	1/0-14	6.87	2.50	1.62	3/16	4	.58
IPLM 1/0-8	93106	8	1/0-14	7.52	2.50	1.62	3/16	4	.66
IPLM 1/0-9	93107	9	1/0-14	8.17	2.50	1.62	3/16	3	.73
IPLM 1/0-10	93108	10	1/0-14	8.82	2.50	1.62	3/16	3	.81
IPLM 1/0-11	93109	11	1/0-14	9.47	2.50	1.62	3/16	3	.88
IPLM 1/0-12	93110	12	1/0-14	10.12	2.50	1.62	3/16	2	.96
IPLM 1/0-13	93111	13	1/0-14	10.77	2.50	1.62	3/16	2	1.03
IPLM 1/0-14	93112	14	1/0-14	11.42	2.50	1.62	3/16	2	1.11



Polaris Connectors

WITH MOUNTING HOLES – WIRE ENTRY FROM EITHER SIDE

IPLMD SERIES




IPLMD Series connectors are insulated with high-dielectric strength plastisol. Molded for precise fit and supplied with removable access plugs over the hex screws. Wire entry ports on both sides of the connector allow for access from either side. Supplied with removable access plugs to close the entry port not being used. The mounting holes at each end of the connector allow for direct isolated mounting to the trough, panel or wireway. Eliminates the need for cover and taping. Abrasion and chemical resistant. UV rated. Will not support combustion. Cold temperature rated to -45°C. Dual rated for use with copper and/or aluminum cables. Rated 600 V, 90°C. Not recommended for fine-stranded, flexible wire. To receive the material in bags, add “-B” to the part number.

CATALOG NO.	UPC NO.	NO. OF PORTS	WIRE RANGE	(INCHES)			HEX SIZE	CARTON QTY.	WEIGHT LBS./EA
				LENGTH	HEIGHT	WIDTH			
IPLMD 3/0-3	93221	3	3/0-6	3.85	2.00	1.82	1/4	3	.37
IPLMD 3/0-4	93222	4	3/0-6	4.65	2.00	1.82	1/4	3	.48
IPLMD 3/0-5	93223	5	3/0-6	5.45	2.00	1.82	1/4	2	.59
IPLMD 3/0-6	93224	6	3/0-6	6.25	2.00	1.82	1/4	2	.70
IPLMD 3/0-7	93225	7	3/0-6	7.05	2.00	1.82	1/4	2	.80
IPLMD 3/0-8	93226	8	3/0-6	7.85	2.00	1.82	1/4	2	.91
IPLMD 3/0-9	93227	9	3/0-6	8.60	2.00	1.82	1/4	2	1.02
IPLMD 3/0-10	93228	10	3/0-6	9.45	2.00	1.82	1/4	2	1.12
IPLMD 3/0-11	93229	11	3/0-6	10.25	2.00	1.82	1/4	1	1.24
IPLMD 3/0-12	93230	12	3/0-6	11.00	2.00	1.82	1/4	1	1.35
IPLMD 250-3	94301	3	250-6	4.59	2.13	2.31	5/16	2	.59
IPLMD 250-4	94302	4	250-6	5.45	2.13	2.31	5/16	2	.71
IPLMD 250-5	94303	5	250-6	6.31	2.13	2.31	5/16	2	.81
IPLMD 250-6	94304	6	250-6	7.17	2.13	2.31	5/16	2	.94
IPLMD 250-7	94305	7	250-6	8.03	2.13	2.31	5/16	2	1.05
IPLMD 250-8	94306	8	250-6	8.89	2.13	2.31	5/16	2	1.17
IPLMD 250-9	94307	9	250-6	9.76	2.13	2.31	5/16	2	1.28
IPLMD 250-10	94308	10	250-6	10.62	2.13	2.31	5/16	2	1.40
IPLMD 250-11	94309	11	250-6	11.48	2.13	2.31	5/16	1	1.51
IPLMD 250-12	94310	12	250-6	12.34	2.13	2.31	5/16	1	1.63
IPLMD 350-3	94401	3	350-6	5.12	2.44	2.50	5/16	2	.95
IPLMD 350-4	94402	4	350-6	6.17	2.44	2.50	5/16	2	1.13
IPLMD 350-5	94403	5	350-6	7.22	2.44	2.50	5/16	2	1.32
IPLMD 350-6	94404	6	350-6	8.27	2.44	2.50	5/16	2	1.50
IPLMD 350-7	94405	7	350-6	9.32	2.44	2.50	5/16	2	1.68
IPLMD 350-8	94406	8	350-6	10.37	2.44	2.50	5/16	2	1.86
IPLMD 350-9	94407	9	350-6	11.42	2.44	2.50	5/16	2	2.04
IPLMD 350-10	94408	10	350-6	12.47	2.44	2.50	5/16	1	2.22
IPLMD 350-11	94409	11	350-6	13.52	2.44	2.50	5/16	1	2.40
IPLMD 350-12	94410	12	350-6	14.57	2.44	2.50	5/16	1	2.58
IPLMD 500-3	94501	3	500-4	5.61	2.94	2.81	5/16	2	1.29
IPLMD 500-4	94502	4	500-4	6.76	2.94	2.81	5/16	2	1.55
IPLMD 500-5	94503	5	500-4	7.83	2.94	2.81	5/16	2	1.81
IPLMD 500-6	94504	6	500-4	9.05	2.94	2.81	5/16	2	2.07
IPLMD 500-7	94505	7	500-4	10.19	2.94	2.81	5/16	2	2.33
IPLMD 500-8	94506	8	500-4	11.34	2.94	2.81	5/16	2	2.59
IPLMD 500-9	94507	9	500-4	12.48	2.94	2.81	5/16	2	2.85
IPLMD 500-10	94508	10	500-4	13.63	2.94	2.81	5/16	1	3.11
IPLMD 500-11	94509	11	500-4	14.77	2.94	2.81	5/16	1	3.37
IPLMD 500-12	94510	12	500-4	15.92	2.94	2.81	5/16	1	3.63

Note: Mounting holes will accept a 1/4" bolt for 3/0 AWG and a 5/16" bolt for 250 MCM and 350 MCM.

MAKING AN **EASY** CONNECTION



Connecting you to the products you need:

- Direct Burial
- Submersible
- Multi-Cable Connectors
- Polaris Grey™
- Corrosion Resistant PL series
- Polaris Blue™
- 2 Wire Connector IT series
- Custom Designed Polaris

**Thousands of quality products that make
life in the field easier and safer.**

YOUR REPRESENTATIVE:



TORK®



Polaris Connectors

WITH MOUNTING HOLES – WIRE ENTRY FROM EITHER SIDE

IPLMD SERIES CONTINUED



CATALOG NO.	UPC NO.	NO. OF PORTS	WIRE RANGE	(INCHES)			HEX SIZE	CARTON QTY.	WEIGHT LBS./EA
				LENGTH	HEIGHT	WIDTH			
IPLMD 750-3*	94601	3	750-250	6.50	3.50	3.50	3/8	1	2.30
IPLMD 750-4*	94602	4	750-250	7.93	3.50	3.50	3/8	1	2.77
IPLMD 750-5*	94603	5	750-250	9.35	3.50	3.50	3/8	1	3.24
IPLMD 750-6*	94604	6	750-250	10.78	3.50	3.50	3/8	1	3.70
IPLMD 750-7*	94605	7	750-250	12.20	3.50	3.50	3/8	1	4.16
IPLMD 750-8*	94606	8	750-250	13.63	3.50	3.50	3/8	1	4.63
IPLMD 750-9*	94607	9	750-250	15.05	3.50	3.50	3/8	1	5.09
IPLMD 750-10*	94608	10	750-250	16.48	3.50	3.50	3/8	1	5.56
IPLMD 750-11*	94609	11	750-250	17.90	3.50	3.50	3/8	1	6.02
IPLMD 750-12*	94610	12	750-250	19.33	3.50	3.50	3/8	1	6.49

*750 MCM not UL Listed

Note: Mounting holes will accept a 5/16" bolt for 250 MCM and 350 MCM and a 3/8" bolt for 500 MCM and 750 MCM.



Polaris Connectors

UNINSULATED MULTI-CABLE CONNECTOR BLOCKS

PL SERIES



PL Series connectors are made from 6061-T6 aluminum alloy and are plated for corrosion resistance. They are stocked in one hole increments, up to 14 holes and are suitable for use on wire from #4 AWG to 750 MCM. Dual rated for use with copper and/or aluminum cables. Rated 600 V, 90°C. Not recommended for fine-stranded, flexible wire.

CATALOG NO.	UPC NO.	NO. OF PORTS	WIRE RANGE	(INCHES)			HEX SIZE	CARTON QTY.	WEIGHT LBS./EA
				LENGTH	HEIGHT	WIDTH			
PL 4-3	90001	3	4-14	1.30	.62	.50	Slotted	12	.04
PL 4-4	90002	4	4-14	1.73	.62	.50	Slotted	12	.05
PL 4-5	90003	5	4-14	2.15	.62	.50	Slotted	6	.06
PL 4-6	90004	6	4-14	2.57	.62	.50	Slotted	6	.08
PL 4-7	90005	7	4-14	2.99	.62	.50	Slotted	6	.09
PL 4-8	90006	8	4-14	3.41	.62	.50	Slotted	6	.10
PL 4-9	90007	9	4-14	3.84	.62	.50	Slotted	6	.11
PL 4-10	90008	10	4-14	4.26	.62	.50	Slotted	4	.12
PL 4-11	90009	11	4-14	4.68	.62	.50	Slotted	4	.14
PL 4-12	90010	12	4-14	5.10	.62	.50	Slotted	4	.15
PL 4-13	90011	13	4-14	5.52	.62	.50	Slotted	2	.16
PL 4-14	90012	14	4-14	5.95	.62	.50	Slotted	2	.17
PL 1/0-3	90101	3	1/0-14	2.01	.87	.62	3/16	12	.10
PL 1/0-4	90102	4	1/0-14	2.66	.87	.62	3/16	12	.14
PL 1/0-5	90103	5	1/0-14	3.31	.87	.62	3/16	6	.17
PL 1/0-6	90104	6	1/0-14	3.96	.87	.62	3/16	6	.20
PL 1/0-7	90105	7	1/0-14	4.61	.87	.62	3/16	6	.24
PL 1/0-8	90106	8	1/0-14	5.26	.87	.62	3/16	6	.27
PL 1/0-9	90107	9	1/0-14	5.91	.87	.62	3/16	6	.30
PL 1/0-10	90108	10	1/0-14	6.56	.87	.62	3/16	4	.34
PL 1/0-11	90109	11	1/0-14	7.21	.87	.62	3/16	4	.37
PL 1/0-12	90110	12	1/0-14	7.86	.87	.62	3/16	4	.40
PL 1/0-13	90111	13	1/0-14	8.51	.87	.62	3/16	2	.44
PL 1/0-14	90112	14	1/0-14	9.16	.87	.62	3/16	2	.47
PL 3/0-3	90201	3	3/0-6	2.37	.94	.69	1/4	6	.15
PL 3/0-4	90202	4	3/0-6	3.15	.94	.69	1/4	6	.19
PL 3/0-5	90203	5	3/0-6	3.93	.94	.69	1/4	6	.24
PL 3/0-6	90204	6	3/0-6	4.71	.94	.69	1/4	6	.29
PL 3/0-7	90205	7	3/0-6	5.49	.94	.69	1/4	6	.33
PL 3/0-8	90206	8	3/0-6	6.27	.94	.69	1/4	6	.38
PL 3/0-9	90207	9	3/0-6	7.05	.94	.69	1/4	4	.43
PL 3/0-10	90208	10	3/0-6	7.83	.94	.69	1/4	4	.47
PL 3/0-11	90209	11	3/0-6	8.61	.94	.69	1/4	3	.52
PL 3/0-12	90210	12	3/0-6	9.39	.94	.69	1/4	3	.57
PL 3/0-13	90211	13	3/0-6	10.17	.94	.69	1/4	2	.61
PL 3/0-14	90212	14	3/0-6	10.95	.94	.69	1/4	2	.66
PL 250-3	90301	3	250-6	2.69	1.12	.87	5/16	6	.18
PL 250-4	90302	4	250-6	3.55	1.12	.87	5/16	6	.24
PL 250-5	90303	5	250-6	4.41	1.12	.87	5/16	6	.30
PL 250-6	90304	6	250-6	5.27	1.12	.87	5/16	6	.33
PL 250-7	90305	7	250-6	6.14	1.12	.87	5/16	6	.42
PL 250-8	90306	8	250-6	7.00	1.12	.87	5/16	6	.48



Polaris Connectors

UNINSULATED MULTI-CABLE CONNECTOR BLOCKS

PL SERIES CONTINUED



CATALOG NO.	UPC NO.	NO. OF PORTS	WIRE RANGE	(INCHES)			HEX SIZE	CARTON QTY.	WEIGHT LBS./EA
				LENGTH	HEIGHT	WIDTH			
PL 250-9	90307	9	250-6	7.86	1.12	.87	5/16	4	.53
PL 250-10	90308	10	250-6	8.72	1.12	.87	5/16	4	.59
PL 250-11	90309	11	250-6	9.58	1.12	.87	5/16	3	.65
PL 250-12	90310	12	250-6	10.45	1.12	.87	5/16	3	.71
PL 250-13	90311	13	250-6	11.31	1.12	.87	5/16	2	.77
PL 250-14	90312	14	250-6	12.17	1.12	.87	5/16	2	.83
PL 350-3	90401	3	350-6	3.22	1.44	1.00	5/16	6	.32
PL 350-4	90402	4	350-6	4.27	1.44	1.00	5/16	6	.44
PL 350-5	90403	5	350-6	5.32	1.44	1.00	5/16	6	.56
PL 350-6	90404	6	350-6	6.37	1.44	1.00	5/16	6	.67
PL 350-7	90405	7	350-6	7.42	1.44	1.00	5/16	4	.76
PL 350-8	90406	8	350-6	8.47	1.44	1.00	5/16	4	.84
PL 350-9	90407	9	350-6	9.52	1.44	1.00	5/16	2	.93
PL 350-10	90408	10	350-6	10.57	1.44	1.00	5/16	2	1.12
PL 350-11	90409	11	350-6	11.62	1.44	1.00	5/16	2	1.21
PL 350-12	90410	12	350-6	12.67	1.44	1.00	5/16	1	1.32
PL 350-13	90411	13	350-6	13.72	1.44	1.00	5/16	1	1.42
PL 350-14	90412	14	350-6	14.77	1.44	1.00	5/16	1	1.51
PL 500-3	90501	3	500-4	3.70	1.62	1.12	5/16	4	.46
PL 500-4	90502	4	500-4	4.85	1.62	1.12	5/16	4	.62
PL 500-5	90503	5	500-4	5.99	1.62	1.12	5/16	4	.77
PL 500-6	90504	6	500-4	7.14	1.62	1.12	5/16	3	.92
PL 500-7	90505	7	500-4	8.28	1.62	1.12	5/16	3	1.0
PL 500-8	90506	8	500-4	9.43	1.62	1.12	5/16	3	1.23
PL 500-9	90507	9	500-4	10.57	1.62	1.12	5/16	2	1.38
PL 500-10	90508	10	500-4	11.72	1.62	1.12	5/16	2	1.53
PL 500-11	90509	11	500-4	12.86	1.62	1.12	5/16	1	1.68
PL 500-12	90510	12	500-4	14.01	1.62	1.12	5/16	1	1.84
PL 500-13	90511	13	500-4	15.15	1.62	1.12	5/16	1	1.99
PL 500-14	90512	14	500-4	16.30	1.62	1.12	5/16	1	2.14
PL 750-3*	90601	3	750-250	4.57	2.00	1.44	3/8	3	.51
PL 750-4*	90602	4	750-250	6.00	2.00	1.44	3/8	3	.68
PL 750-5*	90603	5	750-250	7.42	2.00	1.44	3/8	2	.85
PL 750-6*	90604	6	750-250	8.85	2.00	1.44	3/8	2	1.02
PL 750-7*	90605	7	750-250	10.27	2.00	1.44	3/8	2	1.18
PL 750-8*	90606	8	750-250	11.70	2.00	1.44	3/8	1	1.35
PL 750-9*	90607	9	750-250	13.12	2.00	1.44	3/8	1	1.52
PL 750-10*	90608	10	750-250	14.55	2.00	1.44	3/8	1	1.69
PL 750-11*	90609	11	750-250	15.97	2.00	1.44	3/8	1	1.86
PL 750-12*	90610	12	750-250	17.40	2.00	1.44	3/8	1	2.03
PL 750-13*	90611	13	750-250	18.82	2.00	1.44	3/8	1	2.19
PL 750-14*	90612	14	750-250	20.25	2.00	1.44	3/8	1	2.36

*750 MCM not UL Listed

Let us custom engineer and fabricate a UL Listed insulated block system for your next project. Each connector is made with exact hole size and number for the cable runs being used. You may choose to order a customized version of our IPL Series or add one or more of the options listed below. With the numerous configurations and many options available, the combinations we can create and produce are almost unlimited. Connector size can be up to 22" long and is available with or without insulation. Rated 600 V, 90°C.

We custom design a computer program from your specifications and our engineering and production data and put it in our computerized machining system. Your blocks are then directly and precisely machined. We then cover the block with our unique plastisol insulation material/process. Shipment is made within 3 to 4 days! Custom connectors are not returnable.



MOUNTING CAPABILITY

(Letter designation "M")

Mounting holes can be added at each end of the connector block for situations where it must be bolted in place. The mounting holes are provided in each end of the connector block and are isolated from the block with insulated sleeves. When building a custom part number, add the designation "M" to the prefix.



OFFSET WIRE ENTRY

(Letter designation "O")

With this designation, the cable can enter either side of the connector block, based upon your requirements. As shown here, the two primary cables enter from one direction, while the secondary cables enter the opposite side from the opposite direction. This eliminates having to bend the cable around the connector. Any combination of our eight basic sizes can be incorporated in these connectors. When building a custom part number, add the designation "O" immediately prior to the ports that you want to enter from the opposite side.



STACKED WIRE HOLES

(Letter designation "S")

Custom connector blocks can be supplied with one row of wire entry holes on top of the other. This allows the block to be shorter in length and is ideal for use in small wire ways or panels. When building a custom part number, add the designation "S" immediately prior to the ports that you want stacked.



CUSTOM-DESIGNED POLARIS GREY

We can design a connector which will handle any combination and number of fine-stranded wires between the sizes of 14 AWG and 3/0 AWG.

All wire ports can be on one side or opposing sides. The ports can be side by side, or stacked on top of each other. Require mounting holes? Also no problem. Essentially, we can do whatever you want, and ship it in three or four days! And best of all, your custom-designed connector is UL Listed.



How to Build a Custom Catalog Number

Creating a custom catalog number may appear complex at first. In fact, it's quite simple, if you ask yourself the following questions and build your catalog number as you go.

1. Do you require an insulated block? If yes, start with the letter "I". If no, start with the letter "U".
2. Do you require mounting capability? If yes, add the letter "M". If no, add nothing.
3. Now, you need to add the number of ports and size of wire holes (using the letter designation for the wire size as listed

below). You may add one size, i.e., 4F (4 ports of 500 MCM) or many sizes, i.e., 4F6B2D (4 ports of 500 MCM, 6 ports of 1/0 and 2 ports of 250 MCM).

4. If you require any ports entering from the opposite direction, group them at the end of the catalog number and use the designation "O" immediately prior to the listing of these ports.
5. If you require any ports to be stacked, group them at the end of the catalog number and use the designation "S" immediately prior to the listing of these ports.

WIRE HOLE SIZES

WIRE RANGE	LETTER DESIGNATION
4-14	A
1/0-14	B
3/0-6	C
250-6	D
350-6	E
500-4	F
750-250	G
1000-500	H

ACCESSORIES

CATALOG NO.	UPC NO.	DESCRIPTION	CONNECTOR SIZE	CARTON QTY.
SP-4	95201	Set screw covers	4 AWG	15
SP-1/0	95202	Set screw covers	1/0 AWG	15
SP-3/0	95203	Set screw covers	3/0 AWG	15
SP-250	95204	Set screw covers	250 MCM	12
SP-350	95205	Set screw covers	350 MCM	10
SP-500	95206	Set screw covers	500 MCM	8
SP-750	95207	Set screw covers	750 MCM	6
CP-3/0	95210	Cable port plugs	3/0 AWG	15
CP-250	95211	Cable port plugs	250 MCM	10
CP-350	95212	Cable port plugs	350 MCM	8
CP-500	95213	Cable port plugs	500 MCM	6
CP-750	95214	Cable port plugs	750 MCM	4

Assembly of Connectors

Wire insulation must be stripped in accordance with the Strip Chart below for Standard Connectors. The wire insulation on a properly installed wire must be inside the insulated connector conductor port no less than 3/8 inch. Pressure screws must be secured at the torque value corresponding to the wire size and connector size shown to the right. The UL listing is for stranded wire only. AL/CU 600 V max. for building wire and 1000 V max. for signs or fixtures. When installing Mounting Connectors,

use the Strip Chart below to select the appropriate mounting bolt. Do not exceed 80 inch pounds.

When installing Custom Connectors, wire insulation must be stripped such that when the wire is inserted into the conductor port, there is a minimum of 1/4 inch insulation inside the conductor port. Insert the stripped wire until it stops against the back of the connector.

STRIP CHART FOR STANDARD CONNECTORS

CONNECTOR SIZE	STRIP LENGTH	BOLT DIA. FOR MOUNTING
750 H	3.250	5/16
ISRH 750	2.312	5/16
750 MCM	2.000	5/16
500 MCM	1.625	5/16
350 MCM	1.375	5/16
250 MCM	1.250	5/16
ISR 250	1.125	5/16
3/0 SWG	1.000	1/4
1/0 AWG	0.875	1/4
4 AWG	0.689	3/16

TORQUE CHART

WIRE SIZE	CONNECTOR SIZE							
	1000	750	500	350	250	3/0	1/0	#4
800-1000	550							
600-750	550	550						
500	450	450	450					
400		425	425					
350		400	400	400				
250		360	360	360	360			
4/0			250	250	250			
3/0			250	250	250	250		
2/0			180	180	180	180		
1/0			180	180	180	180	180	
#3-#1			150	150	150	150	150	
#4-#6			110	110	110	110	110	45
#8							75	40
#10-#14							35	35

Tightening Torque in inch/lbs.

NSi Polaris Connectors

STACKED CONNECTORS

STACKED CONNECTORS



With Polaris Stacked Connectors you will enjoy all the benefits of standard Polaris connectors with an added space-saving bonus. Wire entry holes are stacked on top of each other for the ultimate in compact design. Exceptional for use with large wire sizes, especially in tight-fitting spaces, small wire ways and panels. The wire holes on the bottom row allow for entry from either side of the connector for even greater versatility. Supplied with removable plugs to close the entry port not being utilized. Abrasion and chemical resistant. UV rated. Will not support combustion. Cold temperature rated to -45°C. Dual rated for use with copper and/or aluminum cables. Rated 600 V, 90°C. Not recommended for fine-stranded flexible wire.

CATALOG NO.	UPC NO.	NO. OF PORTS*	WIRE RANGE	(INCHES)			HEX SIZE	CARTON QTY.	WEIGHT LBS./EA
				LENGTH	HEIGHT	WIDTH			
IPLDS 350-6	95165	6	350-6	3.52	3.50	4.00	5/16	2	2.01
IPLDS 350-8	95166	8	350-6	4.57	3.50	4.00	5/16	2	2.64
IPLDS 350-10	95167	10	350-6	5.62	3.50	4.00	5/16	1	3.27
IPLDS 350-12	95168	12	350-6	6.67	3.50	4.00	5/16	1	3.89
IPLDS 500-6	95169	6	500-4	4.01	4.32	4.69	5/16	2	2.91
IPLDS 500-8	95170	8	500-4	5.16	4.32	4.69	5/16	2	3.76
IPLDS 500-10	95171	10	500-4	6.23	4.32	4.69	5/16	1	4.62
IPLDS 500-12	95172	12	500-4	7.45	4.32	4.69	5/16	1	5.46
IPLDS 750-6*	95173	6	750-250	4.90	5.00	5.06	3/8	1	3.93
IPLDS 750-8*	95174	8	750-250	6.33	5.00	5.06	3/8	1	5.10
IPLDS 750-10*	95175	10	750-250	7.75	5.00	5.06	3/8	1	6.26
IPLDS 750-12*	95176	12	750-250	9.18	5.00	5.06	3/8	1	7.42

• Refers to total number of ports, i.e. 8 ports would be 4 ports on bottom row and 4 ports on the top row.

* 750 MCM not UL Listed.



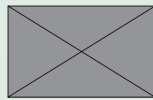
Alphanumeric Index

CATALOG NUMBER	PAGE
CP	17
IPL	6-7
IPLD	8-9
IPLDH	10
IPLDS	18
IPLG	5
IPLM	11
IPLMD	12-13
IPLW	3
ISR	1
ISRH	1
ISW	3
IT	1
ITW	3
ITG	5
ITH	1
ITO	1
ITOG	5
PL	14-15
PLH	10
SP	17
SITG	5

NSi Industries LLC

9730 Northcross Center Ct.
 Huntersville,
 North Carolina USA
 28078

Phone Toll Free:
 800.321.5847



Fax Toll Free:
 800.841.5566

Email:
nsi@nsiindustries.com

Website:
www.nsiindustries.com



Terms of Sale

Vendor Number: 662381

1. Prices are F.O.B. our plant.
2. Prices do not include any sales tax.
3. Freight charges will be prepaid on all orders \$250.00 and over shipping within continental USA using standard shipping methods and service.
4. Minimum order – \$100.00.
5. Claims for shortage, erroneous charges or price corrections shall be deemed waived unless made in writing, delivered to NSi within 30 days of invoice.
6. Terms of payment – 2% 10th prox. net 25th following.
7. Warranties – NSi guarantees all products to be free of defects in material and workmanship for a period of 90 days from date of sale. Any claims for defective material must be agreed to in writing by NSi. Defective material will be replaced on an F.O.B. – our factory basis. NSi disclaims the implied warranty of fitness for a particular application.

Other Products Available

NSi can provide many other products for special applications which are not listed in this catalog. If you require an item which you do not find listed, please contact us. We would be pleased to provide a quotation upon receipt of a drawing or a sample.

Guarantee

It is our goal to provide extraordinary products and service on a daily basis. If our products or service do not meet with your satisfaction, please let us know immediately and we promise to make every reasonable effort to remedy the situation.